

240 System(9.45 Inch)

Aginode Fibre Trunking System provides a dedicated pathway for fibre optic cables and cords to protect them from accidental damage. The system offers a flexible, high-capacity solution for data centre containment which is easy to install and reconfigure to meet future needs.

Aginode FIBREROUTE 240 system provides the basic building block for MD cabling pathways in data centre designs compliant to ISO/IEC 11801-5, EN 50173-5 or EN 50600-2-4.

Comprehensive Protection:

A special designed rigid surface along the pathway protects those fragile fibre optic links. Adapters can provide seamless connection between channels and/or fitters, thus controls bend radius of fibre optic patch cords and MPO trunks.


Fast installation:

Installation could be flexible by connecting different channels using fittings and adapters. No welding is needed: all parts could be joint together using toolless fasteners.

Fixing and supporting devices are available for wall mounting, ceiling hanging, under floor, rack mounting and other structures within data centers.

Easy Access:

Move/Add/Change of fibre optic patching could be easy when separated from bunch of copper horizontal bundles. Future expansion and interconnection from different size could be easy by using fitters and Tees available in various size.



STANDARDS















EN 50173-5
ISO/IEC 24764



240 System(9.45 Inch)

CHARACTERISTICS

All drawings, designs, specifications, plans and particulars of weights, size and dimensions contained in the technical or commercial documentation of Aginode is indicative only and shall not be binding on Aginode or be treated as constituting a representation on the part of Aginode.

Product list

	Aginode ref.	Country ref.	Name
	N350.240FC00P	-	FIBREROUTE 240mm(9.45 inch) Channel
	N350.240FC10P	-	FIBREROUTE 240mm(9.45 inch) Channel Cover
	N350.240FA11A	-	FIBREROUTE 240mm(9.45 Inch) Elbow Cover
	N350.240FA01A	-	FIBREROUTE 240mm(9.45 inch) Elbow
	N350.240FA02A	-	FIBREROUTE 240mm(9.45 inch) Equal Tee
	N350.240FA12A	-	FIBREROUTE 240mm(9.45 inch) Equal Tee Cover
	N350.240FA03A	-	FIBREROUTE 240mm(9.45 inch) Equal Cross
	N350.240FA21A	-	FIBREROUTE 240mm(9.45 Inch) 45° Vertical Internal Bend
	N350.240FA31A	-	FIBREROUTE 240mm(9.45 Inch) 45° Vertical Internal Bend Cover
	N350.240FA32A	-	FIBREROUTE 240mm(9.45 Inch) 45° Vertical External Bend Cover
	N350.240FA22A	-	FIBREROUTE 240mm(9.45 Inch) 45° Vertical External Bend
	N350.240FC03A	-	FIBREROUTE 240mm(9.45 Inch) End-cap
	N350.240FA04A	-	FIBREROUTE 240mm(9.45 inch) Universal Transition
	N350.240FC01A	-	FIBREROUTE 240mm(9.45 inch) In-line Connector

 = Make to order,  = In Stock

All drawings, designs, specifications, plans and particulars of weights, size and dimensions contained in the technical or commercial documentation of Aginode is indicative only and shall not be binding on Aginode or be treated as constituting a representation on the part of Aginode.