

Aerial Metallic Self Supported ULW (12 - 48fibres)

This cable is used for Access, Distribution, City Network and FTTx applications. It is designed for installation in the BT Fibre Network in Overhead and Underground environments.

The cable is design to respond to the British Telecommunications Specifications CW1842 and related specifications CW1500 part 2, 7 and 11.

Maximum spans 68m.

Characteristics & Applications

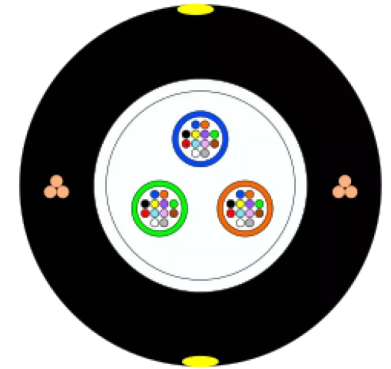
- Metallic strength members
- Microbundles inside - easy to open without special tools
- Waterproof dry core structure
- Small size design to minimize the effect of ice and wind
- Fully compatible with the reference BT toolings for cable opening

Fibre Type

Compliant with BT CW1505 Cat2 and ITU-T G657A1

Construction

- Jelly filled microbundles containing coloured fibres
- Swellable yarns
- HDPE outer sheath with embedded metallic brass coated steel wires
- Colour : Black outer sheath with 2 yellow stripes at 180°



STANDARDS

13782-99HH
EN 187000
IEC 60794

Aerial Metallic Self Supported ULW (12 - 48fibres)

EIGENSCHAFTEN

Konstruktionsmerkmale

Fasertyp	SM
Außenmantel	PE HD
Zugentlastungselement	Steel rods
Leitungsaufbau	Multibundle

Abmessungsmerkmale

Anzahl der Bündel	3
Nettogewicht ca.	34 kg/km
Anzahl der optischen Fasern	36
Außendurchmesser, nom.	7.0 mm

Mechanische Eigenschaften

Zulässige Zugbelastbarkeit	65 daN
Schlagfestigkeit (EN 187 000)	10 J
Querdruckwiderstand (IEC 794-1-E3)	200 N/cm

Anwendungsmerkmale

Nagetierschutz	nein
Betriebstemperatur	-20...70 °C
Lagertemperatur, Bereich	-40...70 °C
Art der Installation	Aerial - self-supporting
Umgebungstemperatur bei Verlegung, Bereich	0...40 °C
Biegefaktor bei Verlegung	20 (xD)

Resources










VIDEO - ULW range



Verkauf & Lieferung Informationen

LASER <714> FB WWYY COF215 ULTRA LIGHT WEIGHT OH FIBRE CABLE XXF/21 PROPERTY OF BT - LASER- <714> N°OF - T
hor - CCCCCM

All drawings, designs, specifications, plans and particulars of weights, size and dimensions contained in the technical or commercial documentation of Aginode is indicative only and shall not be binding on Aginode or be treated as constituting a representation on the part of Aginode.

Product list

Aginode ref.	Country ref.	Name	Fasertyp	Anzahl der optischen Fasern	Anzahl der Bündel	Zulässige Zugbelastbarkeit
	-	ULW 3x12 SP1922 (PIA)	SM	36	3	65 (daN)
	-	ULW 2x12 SP1922 (PIA)	SM	24	2	65 (daN)
	-	ULW 1x12 SP1922 (PIA)	SM	12	1	65 (daN)
	-	ULW 4x12 SP1922 (PIA)	SM	48	4	65 (daN)
	-	ULW 96F 8x12 SP2037 (PIA)	G657A1 - 200 µm	96	8	65 (daN)
	-	ULW 1x12 SP1922 RR (PIA)	SM	12	1	65 (daN)
	-	ULW 3x12 SP1922 RR (PIA)	SM	36	3	65 (daN)
	-	ULW 2x12 SP1922 RR (PIA)	SM	24	2	65 (daN)
	-	ULW 4x12 SP1922 RR (PIA)	SM	48	4	65 (daN)

 = Make to order,  = In Stock

All drawings, designs, specifications, plans and particulars of weights, size and dimensions contained in the technical or commercial documentation of Aginode is indicative only and shall not be binding on Aginode or be treated as constituting a representation on the part of Aginode.